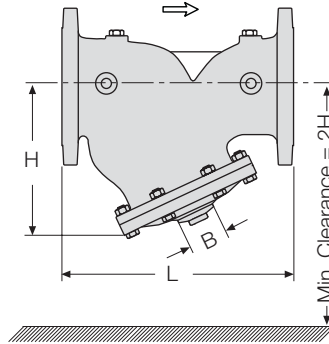


Technical Data

Dimensions and Weights

Size	L		L1		H		W		W1		B
mm inch	mm	inch	mm	inch	mm	inch	kg	lbs	kg	lbs	mm
40 1 1/2"	205	8.1	205	8.1	125	4.9	6.5	14.3	7.8	17.2	3/4"
50 2"	210	8.3	210	8.3	125	4.9	8.0	17.6	10	22.0	
65 2 1/2"	222	8.7	222	8.7	125	4.9	10.4	22.9	12.8	28.2	
80 3"	250	9.8	264	10.4	170	6.7	17	37.5	20	44	1 1/2"
100 4"	320	12.6	335	13.2	210	8.3	28	61.7	34	75	
150 6"	415	16.3	433	17.0	270	10.6	48	106	58	128	
200 8"	500	19.7	524	20.6	330	13.0	75	165	95	210	2"
250 10"	605	23.8	637	25.1	420	16.5	125	276	153	337	
300 12"	725	28.5	762	30.0	480	18.9	225	496	266	586	
350 14"	733	28.9	767	30.2	480	18.9	235	518	288	635	3"
400 16"	990	39.0	1024	40.3	620	24.4	535	1180	590	1300	
450 18"	1000	39.4	1030	40.5	620	24.4	670	1477	735	1620	
500 20"	1100	43.3	1136	44.7	620	24.4	760	1675	835	1840	



Basket Hole Diameter (mm)

Stainless Steel 304 (Standard)		
2"	3-4"	6-20"
1.5	3.0	5.0

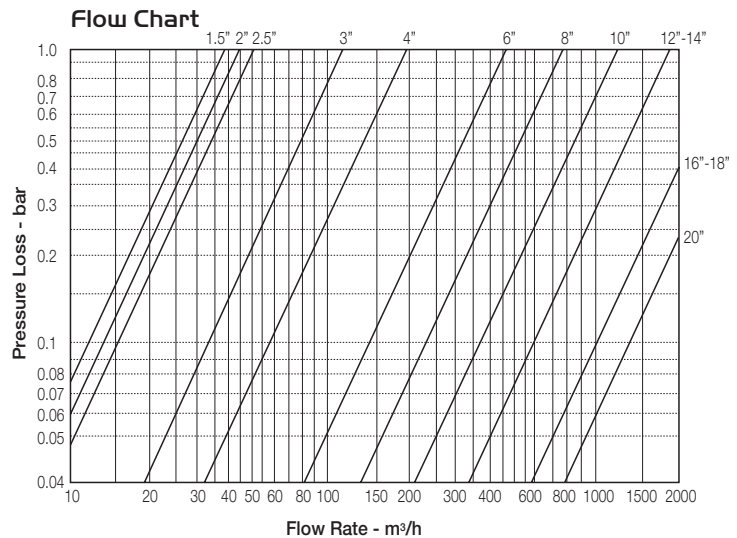
Stainless Steel 316 (Optional)

2-6"	8-20"
2.0	3.0

L,W - ISO 10 & 16; ANSI 150
L1,W1 - ISO 25; ANSI 300
L, ISO standard lengths available
B - Blow-off port

Specifications

- Patterns:** "Y" (globe) & angle
- Size Range:** 1 1/2" - 20" (40-500 mm)
- End Connections (Pressure Ratings):**
- Flanged:** ISO PN16, PN25 (ANSI Class 150, 300)
- Threaded:** BSP or NPT
- Others:** Available on request
- Working Temperature:** Water up to 80°C (180°F)
- Standard Materials:**
- Body:** Ductile Iron
- Cover:** Steel
- Screen / Basket:** Stainless Steel 304
- Seals:** NBR
- Coating:** Fusion Bonded Epoxy, RAL 5005 (Blue) NSF & WRAS approved or Electrostatic Polyester Powder, RAL 6017 (Green)

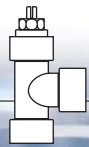


How to Order

Sector	Size	Primary Feature	Pattern	Body Material	End Connections	Coating	Additional Attributes
WW	6"	70F*	Y	C	16	EB	mN
Waterworks	1 1/2" - 20"	Strainer	Oblique (up to 20") Angle (up to 18")	Ductile Iron Standard Cast Steel St. Steel 316	ISO-16 ISO-25 ANSI-150 ANSI-300 JIS-16 JIS-20	Polyester Green Polyester Blue Epoxy FB Blue Uncoated	St. Steel 316 bolts & nuts St. Steel 316 screen
			Y A	C S N	16 25 A5 A3 J6 J2	PG PB EB UC	m N

* For PN 40 Strainer, order Model 80F





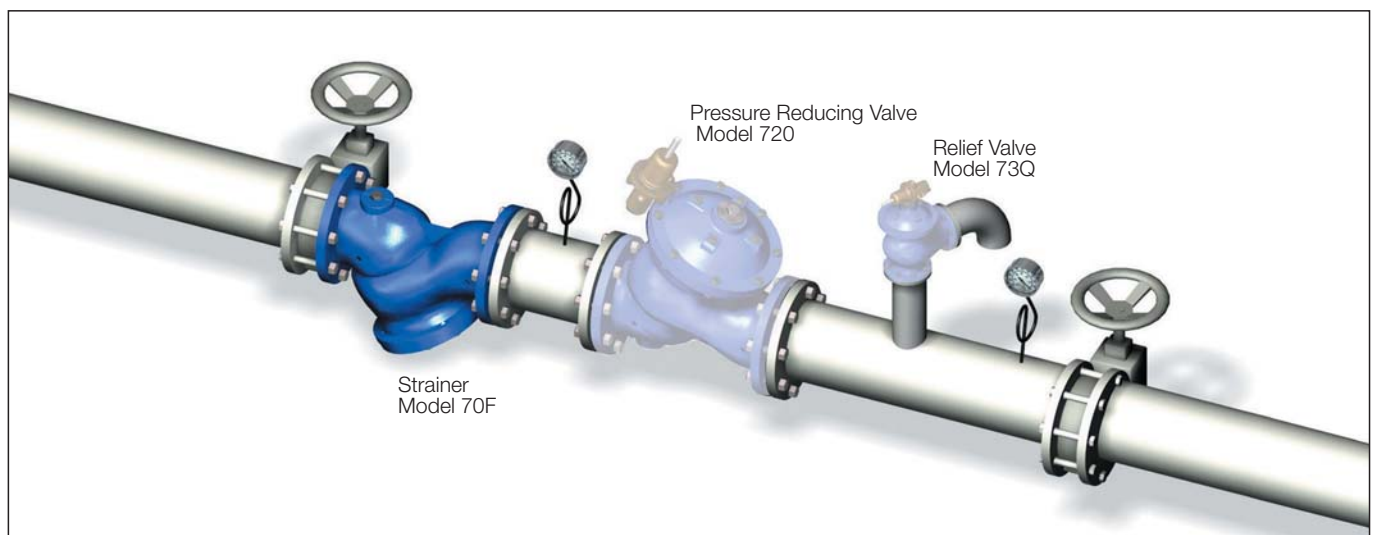
Strainer

The BERMAD 70F Strainer is designed to remove foreign matter such as stones, sticks etc. from the pipeline. It is recommended to install the Strainer upstream from control valves, flow meters and other system appliances. High Pressure Strainer Model 80F is also available.

- Large trap capacity
- Low pressure loss
- Blow-off port for easy cleaning



Typical application



Maintenance Tips

- It is recommended to install a full-bore Ball Valve at the Strainer blow-off port for easy cleaning.
- Should disassembly for maintenance be required; leave the lower cover-screw half-open. This way it can serve as an axis for pivoting the Strainer cover, easing maintenance.